


Rising Eighth Grade Required Summer Reading



Directions:

All rising eighth graders are expected to read TWO books this summer. The first book, *The Outsiders* is a required book for all incoming eighth graders. Students should identify ten unfamiliar words and complete the word charts attached. In addition, as students read, they should take notes on their reactions, questions, or confusions using sticky notes. The first week of school, students should be prepared to write on components of this novel.

The second book, students will have a choice from the books on the book selection list. After reading the second book, students will complete a project from one of the book report options.

The purpose of these projects is to help assess students' reading and writing skill and for this reason they should be completed with minimal outside help. Bring in the copy of *The Outsiders* with the project on the first day of school.

Required Summer Book:

- Hinton, S.E. *The Outsiders*

Book Selection List:

- Hiassen, Carl. *Skink-No Surrender*
- Philbrick, Rodman. *Freak the Mighty*
- Smith, Roland. *Peak*
- Zusak, Markus. *The Book Thief*

Book Report Options:

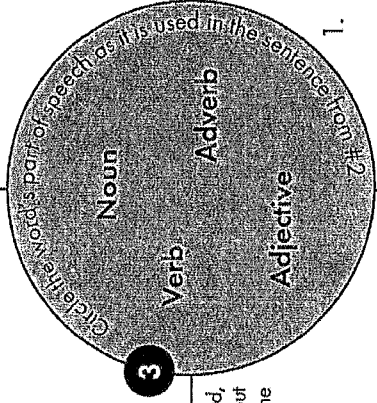
Choose one of the following book report ideas and complete a project. Please make sure to write a header with your name, the name of the book and author's name, and the option you selected below.

1. Interview a character from your book. Write at least ten questions and answers that will give the character the opportunity to discuss their thoughts and feelings about their role in the story.
2. Write a diary that one of the story's main characters might have kept during the book's events. Remember to place yourself as that character and write about your thoughts and feelings in the diary. Do NOT simply write a summary of events. (Write a minimum of 7 diary entries that include 5-8 sentences per entry)
3. Make several detailed drawings of some of the scenes in the book and label them with a description of the scene. You should write at least 2-3 sentences describing each scene. (3 drawings minimum)
4. Using information in a book, make a scrapbook about the novel. Include pictures, movie ticket, memento, etc and explain the significance of the item (7 entries minimum)

2 Write the full sentence from the reading that includes your word. Don't forget to include the page number. If you need more space, feel free to continue the sentence on the back of this sheet.

4 Using clues from the sentence, take a guess about what the word means. It's okay if you're wrong! I just want you to take a guess.

5 Look up the word in a dictionary and record the definition. This is called the word's **denotation**.



6 Now that you know the actual meaning of the word, what other things come to mind when you think about this word? These extra associations that aren't from the dictionary are called a word's **connotation**.


7 Write two accurate synonyms. Be sure these synonyms are the same part of speech as the word you're learning.

8 Write two accurate antonyms. Be sure these antonyms are the same part of speech as the word you're learning.

9 Write your own sentence correctly using the word. Be sure that it's clear to the reader that you understand the word's meaning. If you need more space, feel free to continue your sentence on the back of this sheet.

10 Scramble the letters in the word to make three new words. These new words each need to be at least four letters long.

11 Draw a symbol that will help you remember this word.



WORD!

Directions: Looking back over the reading, find a word (noun, verb, adjective, or adverb) that you don't know. Then, follow the steps, completing each task in order. (Sorry, but your word choice cannot be a pronoun, preposition, conjunction, or interjection. You'll see why when you start completing the steps.)

Write the word you chose:
1